

Scaled data based on original data using
LM-79-08 Approved Method: Electrical and Photometric Measurements of Solid-
State Lighting Products

Test Report Prepared for
Cooper Lighting Solutions
(formerly Eaton)

Brand: McGRAW-EDISON

Report Number: P385464

Luminaire Tested: **GWC-SA1A-730-U-SL4-HSS**

Issue Date: 3/3/2020

Test Information

Test Method: LM-79-08
Report Number: P385464
TEST IS SCALED FROM IESNA LM-79-08 TEST DATA (G2-1903-205-25)
Test Lab: INNOVATION CENTER
Issue Date: 3/3/2020
Manufacturer: COOPER LIGHTING SOLUTIONS (FORMERLY EATON)
Product Line: MCGRAW-EDISON
Catalog Number: GWC-SA1A-730-U-SL4-HSS
Description: GALLEON WALL LUMINAIRE
(1) 70 CRI, 3000K, 615mA LIGHTSQUARE WITH 16 LEDS AND TYPE IV SPILL LIGHT
ELIMINATOR OPTICS WITH HOUSE SIDE SHIELD
Light Source: -
Ballast/Driver: ELECTRONIC DRIVER

Summary

Lumens per Lamp: N/A
Luminaire Lumens: 3680 lumens
Efficiency: N/A
Efficacy: 108.2 lumens/watt
Luminous Opening: Rectangular (W 0.5' x L: 0.5' x H: 0')
IES Classification: Type IV - Short
BUG Rating: B1 - U0 - G1

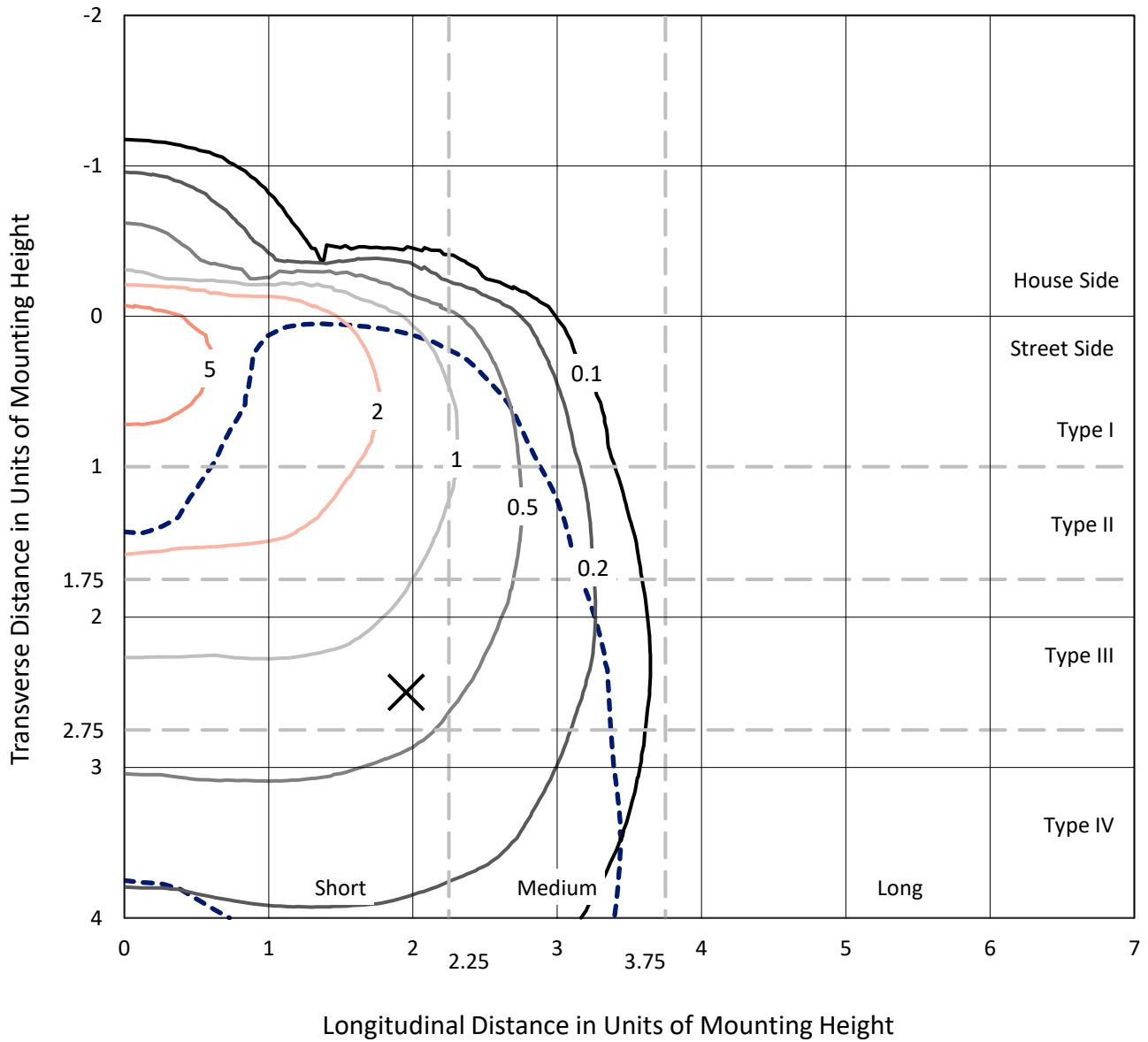
Input Watts (W): 34
Input Voltage (V): NR
Input Current (A_{in}): NR
Voltage Rise (V): NR
Power Factor: NR
Total Harmonic Distortion (THDi): NR
Frequency (hertz): 60
Stabilization Time: NR
Operation Time: NR
Ambient Temperature (°C): NR
Test Distance: 24 FT



REPORT NUMBER: P385464
 CATALOG NUMBER: GWC-SA1A-730-U-SL4-HSS

Iso-Footcandle Lines of Horizontal Illumination

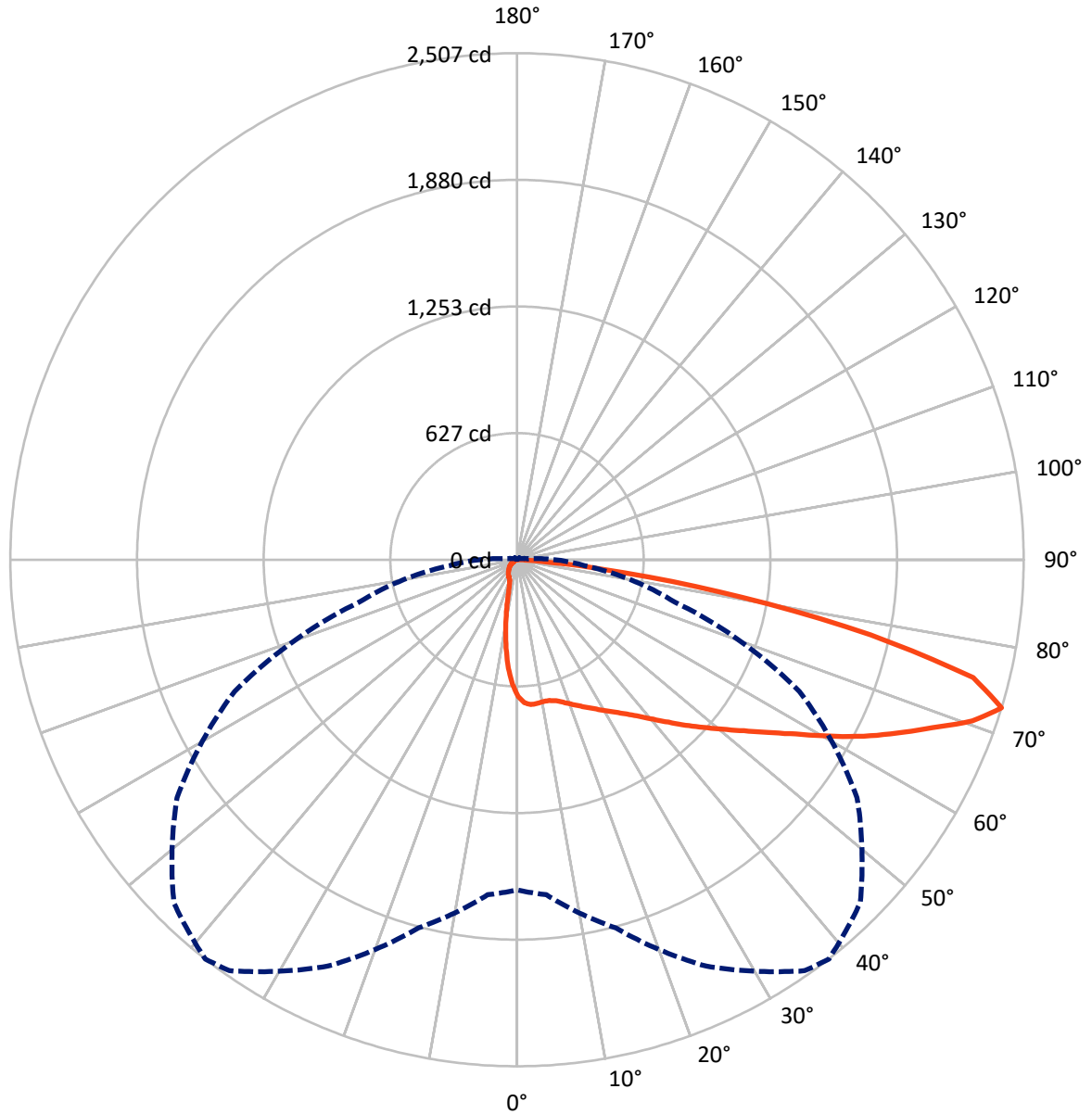
× Max cd
 - - - 1/2 Max cd



Based on 10 foot mounting height. Maximum calculated value = 7.1 fc
 Type IV - Short - N/A

REPORT NUMBER: P385464
CATALOG NUMBER: GWC-SA1A-730-U-SL4-HSS

Luminous Intensity Polar Plot



— Vertical Plane Through 38-Deg Lateral - - - Horizontal Cone Through 72.5-Deg Vertical

REPORT NUMBER: P385464

CATALOG NUMBER: GWC-SA1A-730-U-SL4-HSS

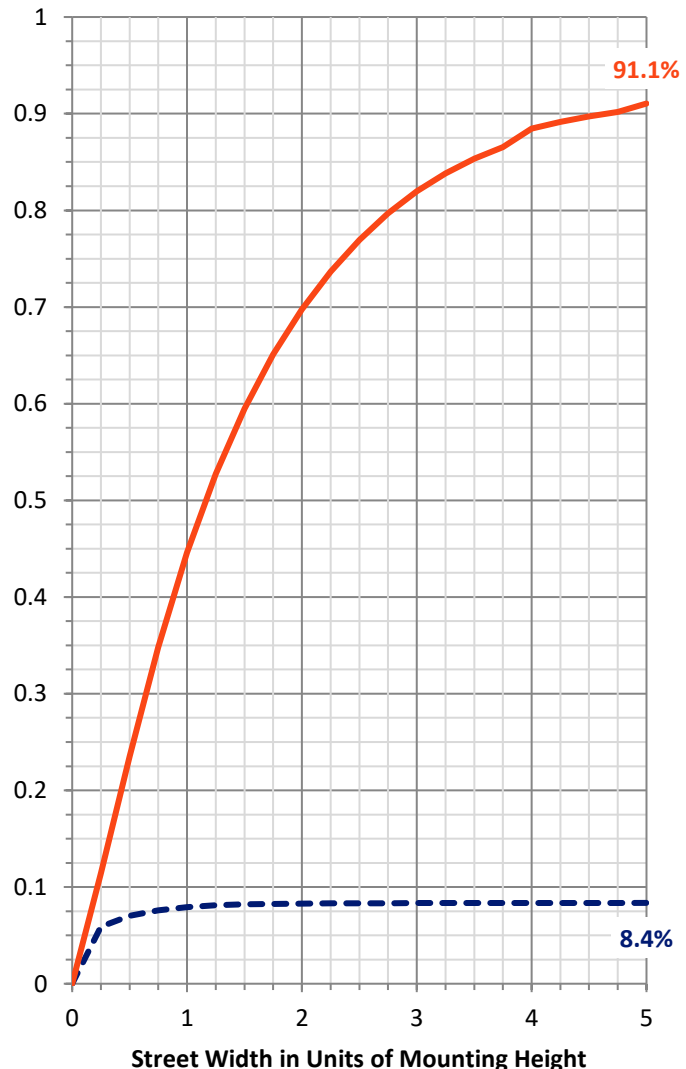
FLUX DISTRIBUTION:

		Downward	Upward	Total
House Side	Lumens	309.7	0.0	309.7
	% Fixture	8.4	0.0	8.4
Street Side	Lumens	3370.3	0.0	3370.3
	% Fixture	91.6	0.0	91.6
Total	Lumens	3680.0	0.0	3680.0
	% Fixture	100.0	0.0	100.0

Coefficient of Utilization

ZONAL LUMENS:

Zone	Lumens	% Fixture
0°-10°	57.7	1.6
10°-20°	141.0	3.8
20°-30°	224.3	6.1
30°-40°	337.2	9.2
40°-50°	514.4	14.0
50°-60°	727.0	19.8
60°-70°	911.9	24.8
70°-80°	681.9	18.5
80°-90°	84.6	2.3
90°-100°	0.0	0.0
100°-110°	0.0	0.0
110°-120°	0.0	0.0
120°-130°	0.0	0.0
130°-140°	0.0	0.0
140°-150°	0.0	0.0
150°-160°	0.0	0.0
160°-170°	0.0	0.0
170°-180°	0.0	0.0
0°-90°	3680.0	100.0
0°-180°	3680.0	100.0



REPORT NUMBER: P385464

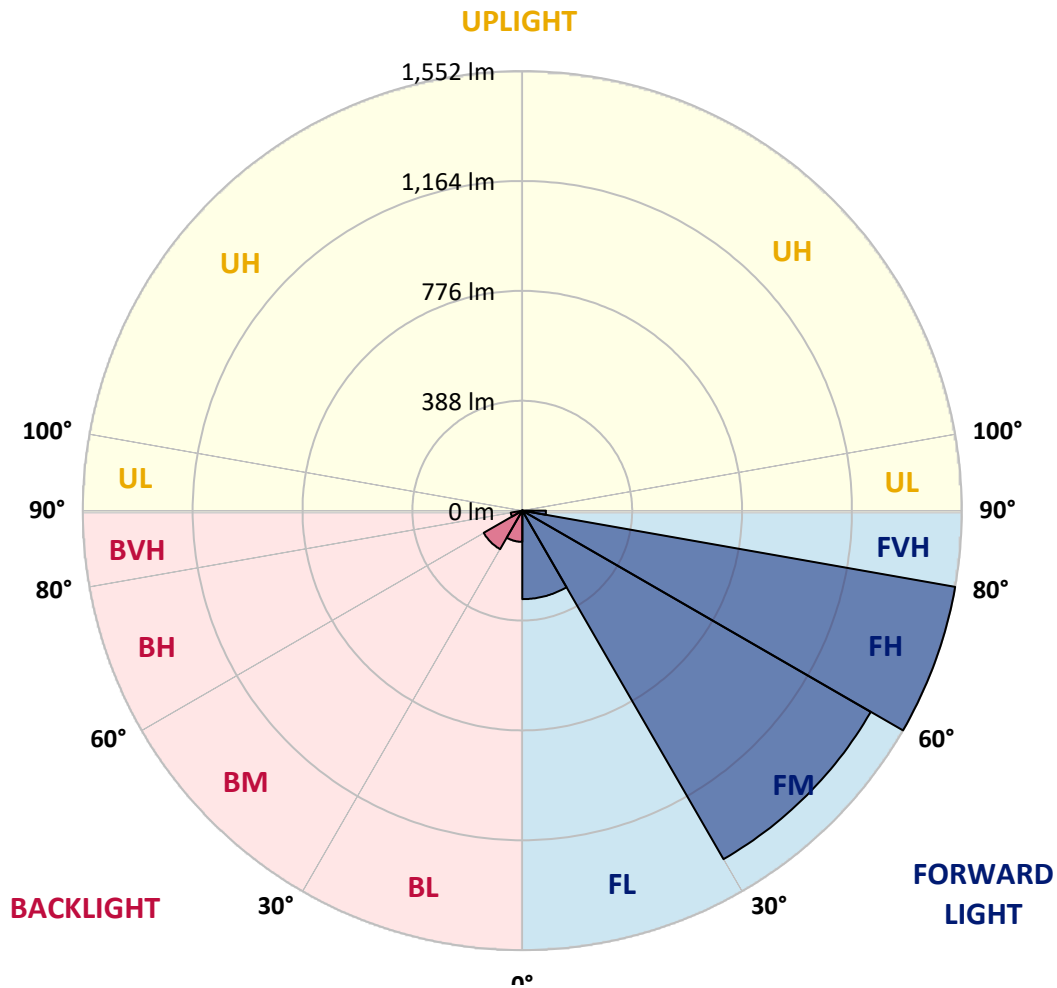
CATALOG NUMBER: GWC-SA1A-730-U-SL4-HSS

LUMINAIRE CLASSIFICATION SYSTEM LUMEN TABLE AND BUG RATING:

Zone	Lumens	% Fixture	Zone Rating/Lumen Limit		
			B	U	G
FL (0°-30°)	312.7	8.5			
FM (30°-60°)	1421.4	38.6			
FH (60°-80°)	1552.5	42.2			G1/1800
FVH (80°-90°)	83.8	2.3			G1/100
BL (0°-30°)	110.3	3.0	B1/500		
BM (30°-60°)	157.3	4.3	B0/220		
BH (60°-80°)	41.4	1.1	B0/110		G0/110
BVH (80°-90°)	0.8	0.0			G0/10
UL (90°-100°)	0.0	0.0		U0/0	
UH (100°-180°)	0.0	0.0		U0/0	

BUG Rating: B1-U0-G1

Type IV Short





REPORT NUMBER: P385464
 CATALOG NUMBER: GWC-SA1A-730-U-SL4-HSS

CANDELA DISTRIBUTION (FULL):

	0°	5°	15°	25°	35°	38°	45°	55°	65°	75°	85°
0°	676.7	676.7	676.7	676.7	676.7	676.7	676.7	676.7	676.7	676.7	676.7
2.5°	718.3	718.5	716.8	714.0	710.5	708.7	705.6	700.7	695.5	686.2	676.1
5°	733.0	733.0	730.8	727.2	721.5	719.8	714.0	706.2	695.5	680.4	663.4
7.5°	731.5	731.8	728.9	725.0	719.4	717.9	710.8	702.1	688.8	670.5	648.8
10°	723.5	724.3	722.0	720.1	714.9	713.3	706.7	698.0	684.7	665.1	640.2
12.5°	715.4	716.2	716.9	718.6	715.4	714.8	709.6	702.3	689.6	669.3	641.1
15°	710.2	711.7	717.2	723.8	724.6	724.0	720.6	713.7	700.9	679.8	647.7
17.5°	710.2	712.7	724.1	736.6	741.1	741.5	738.6	729.0	713.7	691.1	653.8
20°	716.2	719.5	737.4	755.1	762.5	762.5	756.8	743.4	725.5	701.3	657.9
22.5°	731.5	735.9	758.4	778.8	786.6	784.9	777.3	757.7	737.7	713.0	663.1
25°	761.6	764.9	788.3	808.9	813.7	809.9	800.2	775.2	753.3	728.7	672.6
27.5°	800.4	800.8	825.0	842.4	839.5	836.9	824.8	797.0	775.8	751.2	689.0
30°	843.0	843.0	864.3	877.6	868.7	866.6	854.5	823.5	804.5	781.7	712.2
32.5°	884.3	886.1	903.4	911.8	901.9	899.7	888.0	856.9	842.7	828.3	748.4
35°	924.2	925.6	941.9	946.5	937.0	937.6	929.2	902.9	897.6	895.7	803.0
37.5°	962.8	963.1	979.8	982.7	978.0	983.2	983.9	960.7	970.6	985.5	879.9
40°	998.1	998.5	1015.0	1022.4	1030.5	1037.3	1043.2	1030.9	1063.7	1098.1	971.4
42.5°	1026.4	1029.6	1050.6	1064.8	1086.2	1099.0	1115.2	1114.6	1174.5	1226.2	1082.1
45°	1051.3	1056.8	1086.0	1110.9	1147.6	1168.1	1193.5	1213.3	1299.2	1368.8	1194.1
47.5°	1084.2	1089.4	1122.7	1163.5	1212.4	1239.3	1281.3	1324.3	1436.3	1508.8	1303.5
50°	1130.5	1128.2	1161.1	1219.6	1282.4	1317.7	1377.6	1442.0	1572.3	1630.7	1367.8
52.5°	1179.9	1178.9	1203.2	1280.6	1364.9	1406.2	1485.4	1563.6	1702.4	1714.8	1397.3
55°	1241.0	1234.4	1254.9	1350.1	1462.9	1507.2	1600.5	1684.1	1806.0	1762.2	1412.2
57.5°	1305.0	1294.2	1313.7	1427.6	1573.4	1625.8	1727.9	1801.4	1874.9	1794.6	1412.0
60°	1371.2	1358.4	1381.6	1524.5	1710.6	1771.3	1866.1	1880.7	1939.3	1810.9	1401.6
62.5°	1426.5	1418.9	1453.4	1628.1	1863.9	1923.5	1970.5	1952.9	1993.5	1823.6	1377.3
65°	1485.1	1485.5	1541.3	1749.0	2026.9	2067.1	2071.0	2046.4	2038.9	1821.0	1295.1
67.5°	1564.2	1571.6	1664.6	1913.2	2185.3	2216.4	2216.1	2147.7	2072.1	1717.7	1112.8
70°	1648.0	1665.3	1806.8	2101.0	2358.3	2389.8	2373.6	2212.2	1951.1	1388.9	787.5
72.5°	1633.9	1663.9	1885.8	2219.4	2482.6	2506.6	2401.3	2053.8	1542.1	807.3	335.3
75°	1260.6	1295.3	1729.1	2102.1	2352.2	2330.7	2063.2	1598.2	842.7	225.3	75.5
77.5°	665.9	684.4	1142.3	1601.4	1834.1	1789.1	1453.4	886.6	256.9	55.8	33.9
80°	348.8	353.0	497.8	908.6	1132.0	1132.3	861.4	389.4	105.9	28.6	22.8
82.5°	186.8	190.4	263.0	419.8	593.1	537.7	329.8	214.3	61.6	16.2	21.9
85°	44.9	45.7	149.2	191.8	233.2	166.6	98.0	179.9	16.7	9.5	17.7
87.5°	17.3	17.6	55.3	83.0	59.5	38.5	45.8	67.1	2.1	3.7	2.8
90°	0.0	0.0	0.0	0.0	0.0	0.0	0.0	0.0	0.0	0.0	0.0



REPORT NUMBER: P385464
 CATALOG NUMBER: GWC-SA1A-730-U-SL4-HSS

CANDELA DISTRIBUTION (continued):

	90°	95°	105°	115°	125°	135°	145°	155°	165°	175°	180°
0°	676.7	676.7	676.7	676.7	676.7	676.7	676.7	676.7	676.7	676.7	676.7
2.5°	670.0	666.0	656.3	643.9	632.9	624.9	613.0	605.2	600.0	599.9	597.9
5°	653.1	645.0	623.9	598.8	576.0	555.5	531.4	512.3	498.1	495.8	490.9
7.5°	634.9	621.6	589.2	550.0	511.8	473.0	427.9	400.0	376.0	364.5	363.3
10°	623.7	605.1	559.1	502.5	442.6	379.5	320.5	279.7	250.2	241.8	235.5
12.5°	621.4	596.8	535.8	457.9	372.3	288.9	223.6	180.2	156.7	149.2	147.2
15°	623.7	593.0	516.3	413.7	301.1	204.9	150.1	124.9	116.0	113.9	113.7
17.5°	625.1	588.4	494.1	364.7	232.0	146.4	114.9	107.6	106.2	106.1	106.4
20°	624.9	581.4	467.7	309.9	172.5	115.1	103.9	102.4	102.1	102.2	102.1
22.5°	623.9	573.1	438.6	253.5	130.4	102.9	99.2	98.3	98.1	98.1	98.1
25°	625.8	566.5	406.7	199.6	107.4	97.2	94.9	94.1	94.0	94.0	93.7
27.5°	633.0	562.9	371.7	153.6	97.0	92.2	90.3	90.2	89.7	89.6	89.9
30°	644.6	562.9	333.3	119.5	90.8	87.0	85.6	85.3	85.1	85.0	85.1
32.5°	665.1	567.2	291.5	99.3	84.8	81.2	80.2	80.7	80.2	80.2	80.2
35°	702.1	580.0	247.6	86.7	78.6	75.5	74.6	75.2	74.9	74.9	74.7
37.5°	756.1	603.8	203.4	79.0	73.1	69.8	68.6	69.5	69.2	69.2	69.1
40°	821.8	638.5	161.4	73.2	67.7	64.3	63.3	63.7	63.0	63.0	63.3
42.5°	902.9	682.5	124.7	67.6	62.4	59.1	58.5	58.1	56.7	55.9	56.1
45°	993.1	728.4	97.2	62.0	57.3	54.7	53.8	52.6	50.3	48.8	48.9
47.5°	1073.6	763.7	79.0	56.7	52.7	50.7	49.4	47.1	43.7	41.9	42.0
50°	1116.0	769.1	67.2	51.4	48.4	46.5	44.5	41.0	37.0	35.0	34.8
52.5°	1126.8	744.0	58.5	46.5	44.2	41.9	39.3	34.5	30.1	28.0	27.7
55°	1130.8	705.8	50.7	41.9	39.6	37.0	33.6	28.3	24.1	22.0	21.9
57.5°	1117.7	648.8	44.6	37.7	35.0	31.8	27.7	22.6	18.6	17.0	17.0
60°	1088.5	571.6	39.9	33.3	30.3	26.6	22.3	17.6	13.9	12.5	12.5
62.5°	1030.2	471.6	35.5	28.7	25.8	22.0	18.0	13.3	9.8	9.0	9.2
65°	920.4	357.8	31.0	24.6	22.0	18.2	14.1	9.5	6.6	6.6	6.9
67.5°	750.6	248.5	26.4	20.9	19.0	14.8	10.7	6.6	4.6	5.2	5.8
70°	496.9	139.4	22.6	17.3	16.2	11.8	7.9	4.4	3.7	4.9	6.0
72.5°	187.5	54.3	19.0	13.9	14.1	9.0	5.7	3.4	3.4	5.3	7.0
75°	52.3	26.6	13.6	10.2	11.0	6.6	4.1	2.9	3.2	6.1	8.3
77.5°	30.7	19.6	8.9	6.0	7.5	4.6	2.8	2.3	2.8	5.2	7.9
80°	24.8	10.4	5.2	3.1	4.1	2.6	1.8	1.4	0.8	2.0	4.1
82.5°	24.8	6.3	2.4	2.1	2.1	1.4	0.9	0.6	0.2	0.0	1.1
85°	16.7	2.6	1.5	1.4	1.1	0.5	0.3	0.2	0.0	0.0	0.0
87.5°	2.8	1.1	0.6	0.3	0.2	0.0	0.0	0.0	0.0	0.0	0.0
90°	0.0	0.0	0.0	0.0	0.0	0.0	0.0	0.0	0.0	0.0	0.0

Signify Classified - Internal
Cooper Lighting Solutions Photometric Lab
1121 Highway 74 South
Peachtree City, GA 30269

Scaled Data Report



Report Generated By 670245982

Signify Classified - Internal
Cooper Lighting Solutions Photometric Lab
1121 Highway 74 South
Peachtree City, GA 30269

Scaled Data Report



Signify Classified - Internal
Cooper Lighting Solutions Photometric Lab
1121 Highway 74 South
Peachtree City, GA 30269

Scaled Data Report



Signify Classified - Internal
Cooper Lighting Solutions Photometric Lab
1121 Highway 74 South
Peachtree City, GA 30269

Scaled Data Report



Signify Classified - Internal
Cooper Lighting Solutions Photometric Lab
1121 Highway 74 South
Peachtree City, GA 30269

Scaled Data Report



--- HS — SS

Signify Classified - Internal
Cooper Lighting Solutions Photometric Lab
1121 Highway 74 South
Peachtree City, GA 30269

Scaled Data Report



u

Signify Classified - Internal
Cooper Lighting Solutions Photometric Lab
1121 Highway 74 South
Peachtree City, GA 30269

Scaled Data Report



Signify Classified - Internal
Cooper Lighting Solutions Photometric Lab
1121 Highway 74 South
Peachtree City, GA 30269

Scaled Data Report



(END OF REPORT)